

פד

Pure sense of being



The mission of TED is to contribute to a better life, improving cosiness and comfort in the most private space in your home. The combination of style, functionality, quality and sustainability in everything that we create, reflects our belief that even the slightest detail is important. We do not offer just products – we offer lifestyle.

Every day we do our best to build a special relationship with the people around us based on trust and respect. Thus our company has established a solid corporate culture based on the values we share and the mission we follow.

This is not just business – this is personal.

Евгений Тодоров
CEO





Pure sense of being



We Care... and YOU



As a responsible manufacturer, being part of the circular economy is our priority. Therefore, we offer fully recyclable products, helping for more sustainable usage of our planets' resources. In the past few years, TED-BED has implemented lean and efficient production processes, with minimum usage of resources and waste, thus declaring our responsibility towards a greener environment. Apart from that, the company regularly supports local communities and organizations.

We Are Certified:



As a recognized European manufacturer, TED-BED complies with the highest **international quality management standards and environmental management systems**.



STANDARD 100 by OEKO-TEX® is one of the world's best-known labels for textiles tested for harmful substances. It stands for customer confidence and high product safety.



TÜV Rheinland – independent laboratory testing according to the international DIN EN 1957 standard for quality, durability and controlled production.



CertiPur – testing program of polyurethane foams in terms of health and harmlessness towards humans and the environment, which certifies its safety to use in all kinds of sleep products.

We Participate In:



Since 2020 TED-BED is official member of International **Sleep Products Association** – the largest organization of worldwide bedding and mattresses manufacturers, based in USA.

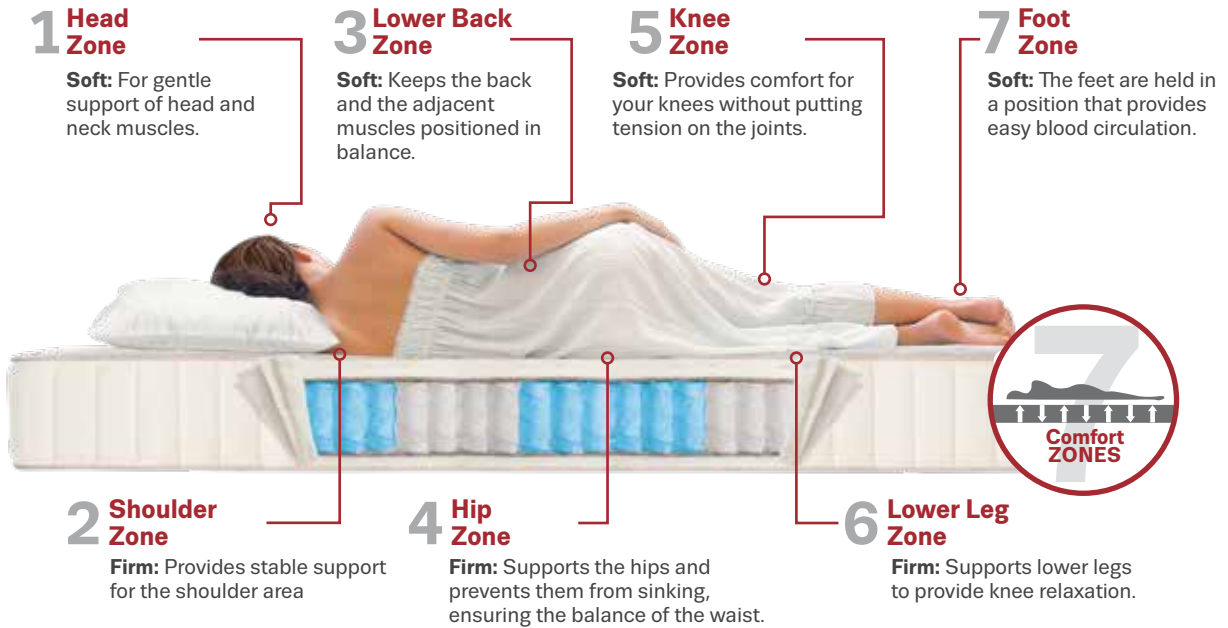


Official member of **European Bedding Industries' Association**.




Member of the **Bulgarian Branch Chamber of Woodworking and Furniture Industry**.

Supreme sleeping



Firmness scale



H2

Optimal Soft

A softer feel and ergonomic support.

H3

Medium

Moderate firmness with anatomical comfort and stable support.

H4

Optimal Hard

Firm surface with enhanced support and stability.

What kind of sleeper are you ?

Starting your day with a smile is our top priority. That is why we constantly look forward to improving our products and production facilities.

A good mattress has its formula: it needs an excellent core, carefully selected layers, comfortable surface and elegant appearance. A good mattress is tailored to your individual needs and anatomical features. With so many variations of mattresses and materials, it could be difficult to make a choice. Here is what to think of when you make your mind.

If you are a **side sleeper**, it is essential to choose a product with pressure relief features, since the position is significantly curvier than others. We recommend a supportive mattress with an adaptive structure and fine layering. A softer upper layer is the best option for side sleepers.



Sleeping on your stomach usually causes neck pain. Also, since the back curve is not supported, stomach sleepers often suffer from back pain and discomfort in the lumbar area. You may add a layer of softness for the bony parts but make sure it does not cause a curve in the back.



Sleeping on your back is actually said to be the best sleeping position. If you are a back sleeper, we recommend an orthopedic support for the body. Orthopedic support is essential for the back sleepers since it provides stable position of the “heavy” body parts – shoulders and hips.



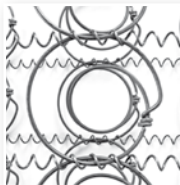
Pocket springs – a system of individually wrapped springs with more than 250 independent support points per square meter that react accurately to movement and body shape and provide optimum support, without a feeling of tension and pressure.



7-zoned multipocket – a system of individually packed springs with more than 500 independent body support points per square meter, distributed in the 7 body zones. The system promotes dynamic responsiveness, freedom of movement and enhanced support for precise distribution of body weight and proper spinal alignment.



Micropocket – a system of individually packed springs of compact size, with high elasticity. Extremely flexible, they provide gentle and adequate support and mould to body movements, responding adequately to each pressure point, for a proper lumbar support.



Bonnell – traditional system of interconnected springs with an hourglass shape. The springs connected to each other provide sustained support even at points of greatest pressure. Durable and robust system with good flexibility and long life.



Memory foam – a durable and thermo-sensitive material, with high density, known for providing good support and excellent pressure relief, able to recover its shape over a certain period of time.




Cool Gel Memory – Is a specially formulated memory foam that contains gel beads designed to help absorb heat and draw it away from the sleeper. In addition it is a body contouring material that provides pressure relief.



High resilience HR foam – provides outstanding support and is suitable for creating zones with different levels of hardness that meet the specifics of the human body for even weight distribution, maximum stability and good anatomic properties.



Latex – The open cell structure of the latex makes it regulate body temperature while you sleep, allowing air flow and promoting temperature neutrality. The natural springy and resilient structure of the latex helps in creating the surface of mattress soft but supportive for a long period of time.



Body Care™ PU foam – material with precise density and firmness that supports the body without creating points of tension. Polyurethane is an easy to shape material, which promises further ergonomic properties.



Coir – It is a naturally strong fibre which doesn't absorb water. The unique property of coir is that it provides very good ventilation and properly absorbs moisture for a cool and comfortable sleep. It is a firm material and hence provides good support to the sleeper.



3D AirMesh – innovative breathable material, an extra air-ducting fabric, which ensures excellent air circulation in the mattress core.



Polyester fiber – selected blends of fibers that produce soft and voluminous quilting.



Cotton wadding cotton fibers are naturally soft, delicate and gentle. They have natural antibacterial and moisture-wicking properties, providing comfort and freshness.



Wool wadding – natural material with excellent insulating properties that preserves natural warmth in the winter. It creates soft and pleasant volume, suitable for luxury covers and fillings.



YOUR SLEEP SANCTUARY

Transform your bedroom into a sleep sanctuary with this **premium pillow-top model**.

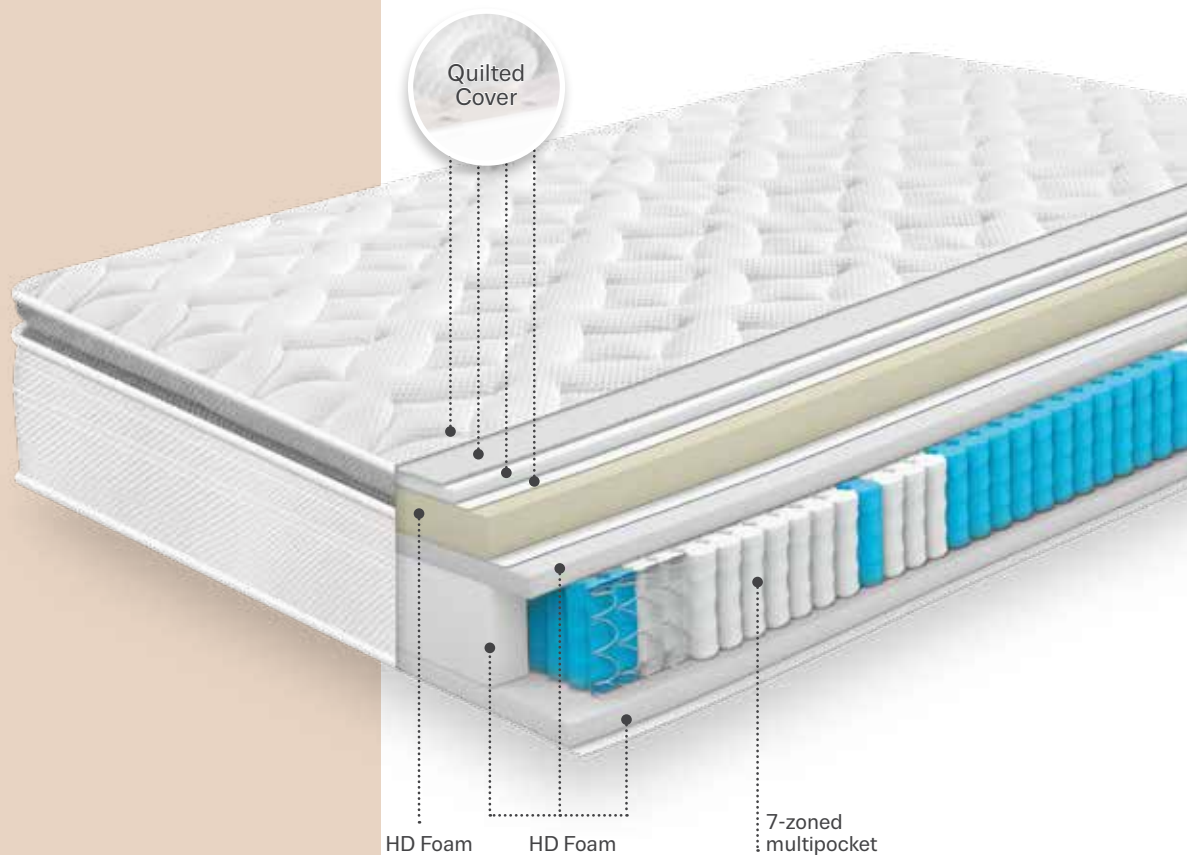
Cydonia One features a **7-zoned multipocket** spring core with **hundreds of body support points** that **dynamically respond** to exerted pressure to ensure complete ease and relaxation.

The pillow-top crafted from **elastic High Density (HD) foam** offers **lasting comfort and precise pressure relief** for a profoundly regenerative sleep.

The mattress ticking with its invitingly smooth, bright surface and pampering wadding will ultimately enhance this **unique sleeping experience**.

OUTSTANDING DESIGN
RESTORATIVE SLEEP
INTEGRATED TOPPER

Cydonia One

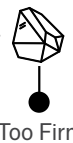
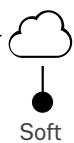
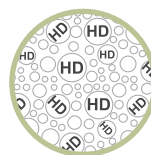
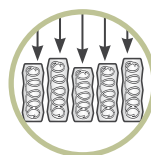


Core: 7-zoned multipocket spring, HD foam layers and encasement

Integrated topper: HD foam

Quilted cover: Viscose-blend fabric, quilting: polyurethane foam layer, polyester wadding.

Weight-bearing capacity
up to **120 kg** single sized



Too Soft

Soft

Just Perfect

Firm

Too Firm



NEW AGE SLEEP

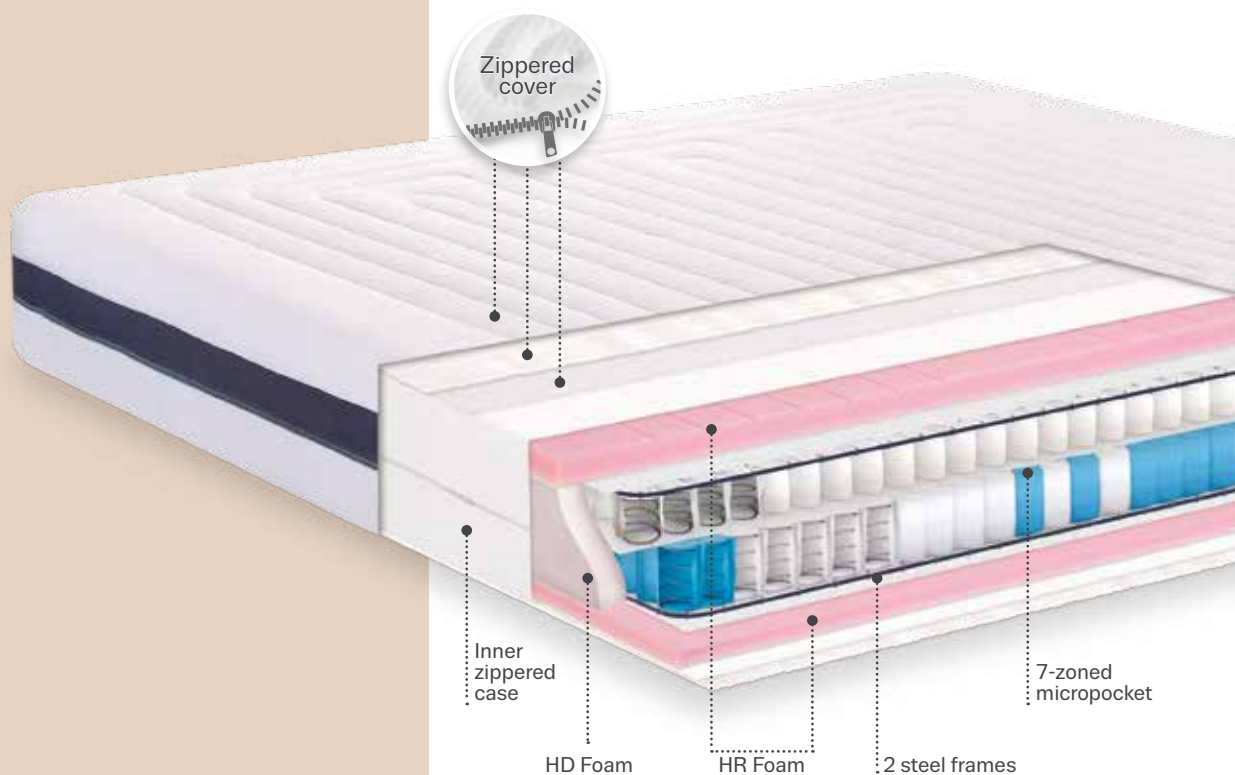
This **premium mattress** has been carefully designed to offer a **sense of luxury** with its the **double-sided comfort** – medium soft and hard. NUVOLA is a high-end mattress with **integrated Duo-Adapt system** – a twin 7-zoned micropocket spring unit with **twice the usual amount of springs**. The lower profile and thicker wire diameter of one of the micro pocket layers, gives the firmer feel.

This dual comfort is amplified by the **5 zoned HR foam** layers, that **maintain the natural spine position** and gently harmonize the movement of the springs.

The cover is made of **lyocel blend fabric** and quilted with **cotton rich wadding**. These features give the mattress surface **excellent moisture wicking** and **thermo-balancing** properties. The **fully removable and washable cover** guarantees impeccable hygiene.

HIGHEST LEVEL OF ERGONOMICS
DOUBLE-SIDED COMFORT
PERFECTLY CALIBRATED SUPPORT

Nuvola

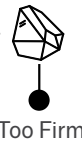
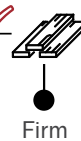
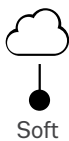


Core: twin 7-zoned micropocket spring unit, 2 steel frames, 5-zoned profiled HR foam, polyester felt geotextile.

Inner zippered case: cotton blend.

Zippered cover: Lyocel blend fabric, quilting: cotton-rich wadding.

Weight-bearing capacity
up to **130 kg** single sized



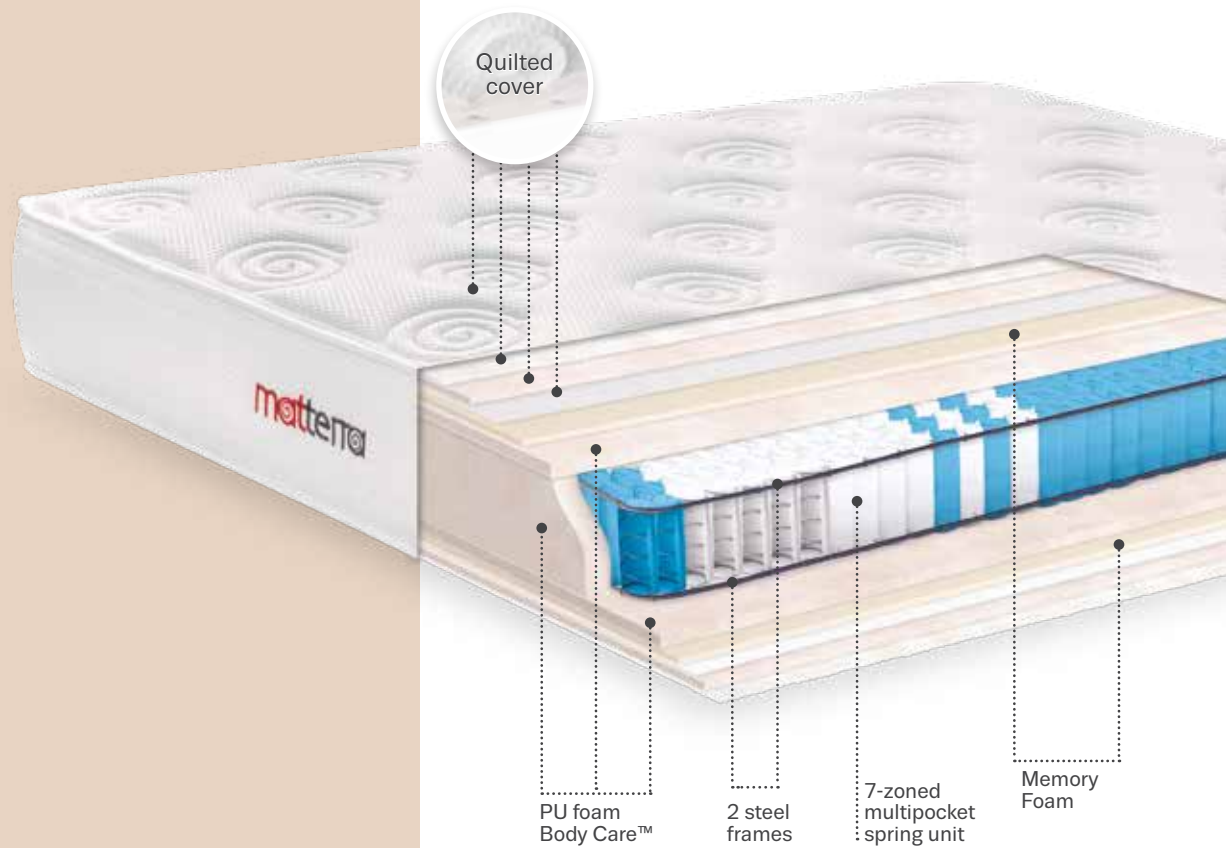


PROTECTED SLEEP

Matterra Hard is the customer **recognized star model** of the collection. With its **exquisite design** and **inbuilt neutralizer against geo-pathogenic influences**, this mattress embraces state-of-the-art performance with full attention to detail. It is a **hybrid mattress** that represents the best of both worlds. The **7-zoned multipocket** spring core that provides excellent orthopedic support is additionally reinforced along the perimeter to prevent the edges against sinkage. The springs are topped by contouring comfort layers of polyurethane and memory foams that result in a **balance of pressure relief**, responsiveness and edge support. The **memory foam** alleviates pain and isolates motion. The mattress is finished with a **delicate viscose blend fabric** and quilted with a double super soft wadding that makes the sleep surface feel even more inviting.

INBUILT NEUTRALIZER
EXQUISITE DESIGN
EXCELLENT SUPPORT

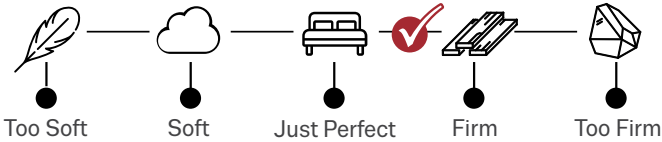
Matterra Hard



Core: 7-zoned multipocket spring unit, 2 steel frames, GGPV spiral neutralizer, memory foam; Body Care™ polyurethane foam.

Cover: Viscose-blend fabric, quilting: cotton/polyester wadding; wool/polyester wadding; polyurethane foam.

Weight-bearing capacity
up to **120 kg** single sized





OPTIMAL SLEEPING CLIMATE

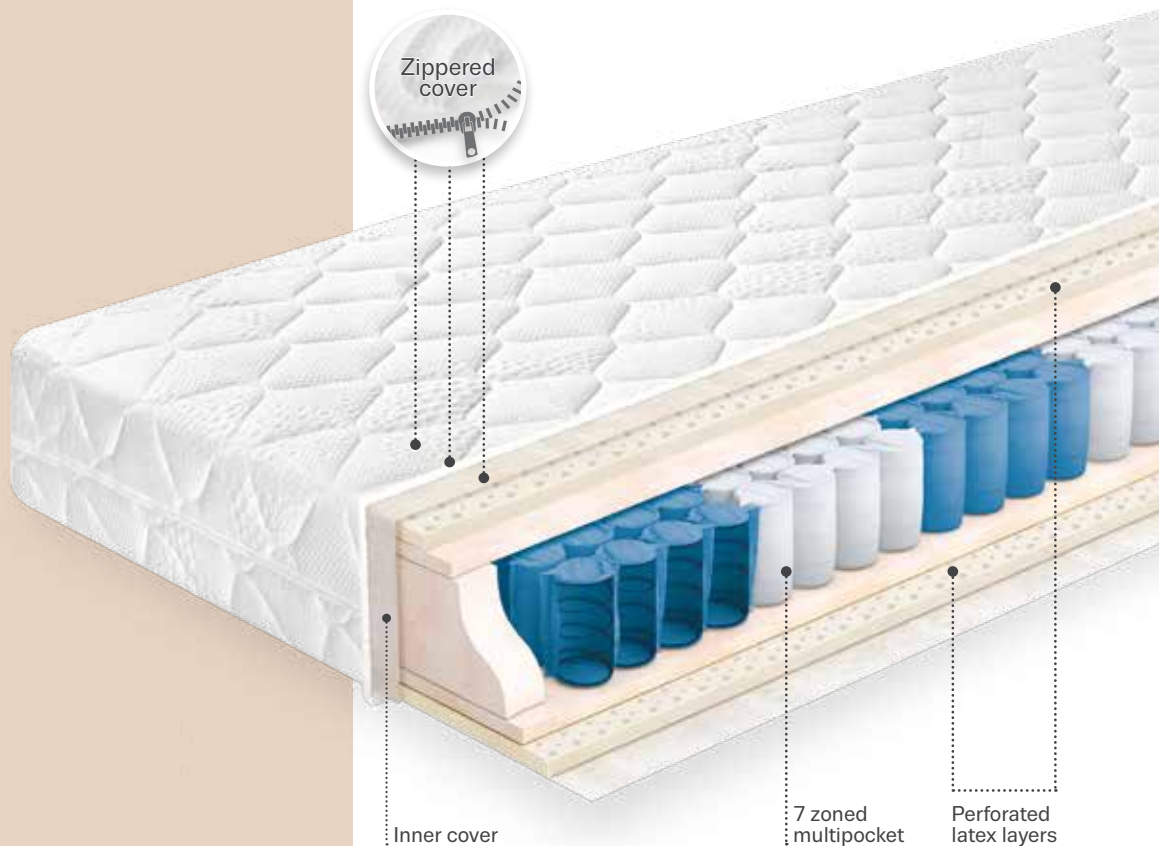
LyoSense is a premium **hybrid mattress** that offers **instant pressure relief** and encourages a deeper and more restful sleep. The core of the mattress is made of a superior multi-pocket technology that **promotes airflow** and **responds individually** to major pressure areas.

The top **latex layers with excellent elasticity**, allow the mattress to conform pleasantly to every body shape. The pinhole pattern of the latex results in superior airflow to remain temperature-neutral while sleeping for an optimal sleeping climate.

The premium model is finished in a pampering cover made of **super soft Lyocell fabric**, enriched with recyclable TENCEL™ fibres. The fully **removable and machine-washable cover** preserves a fresh surface for years.

PREMIUM HYBRID
COOL AND BREATHABLE
INSTANT PRESSURE RELIEF

LyoSense



Core: 7-zoned multipocket spring unit, polyurethane foam, perforated latex.

Inner Cover: cotton blend.

Zippered outer cover: Lyocell blend fabric, quilting: polyester wadding

Weight-bearing capacity
up to **110 kg** single sized



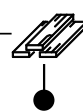
Too Soft



Soft



Just Perfect



Firm



Too Firm



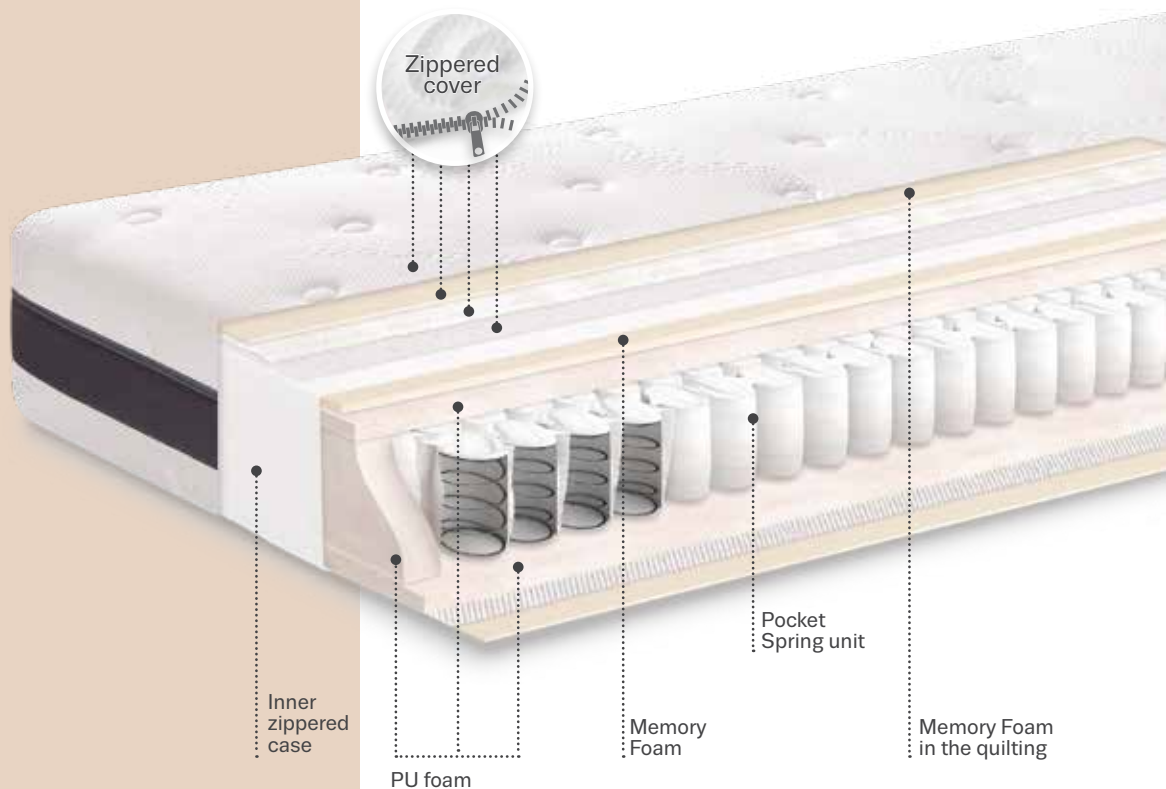
PRESSURE RELIEVING

ERGO COMFORT pairs the excellent **pressure-relieving properties** of **thermo-sensitive memory foam** and the **responsiveness of the individually wrapped pocket springs**. The pocket spring unit aligns the spine and **helps relieve aches and pains**, while the memory foam allows gentle sink of the body for an **undisturbed sleep**. These springs are the longest-lasting, **easily recyclable and very friendly to Nature** material.

This model is offered in **zippered cover** made of super soft Lyocell fabric, enriched with fully **recyclable TENCEL™ fibers**, designed to move heat away from the surface of the mattress to maintain an ideal temperature for a **luxuriously comfortable and wholesome sleep**.

EMBRACING COMFORT
UNDISTURBED SLEEP
EXCELLENT HYGIENE

Ergo Comfort

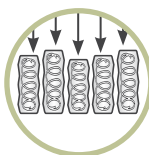


Core: pocket spring unit, memory foam, Body Care™ polyurethane foam

Inner zippered case: cotton blend

Zippered Case: textile Lyocel, quilting: memory foam, polyester wadding

Weight-bearing capacity
up to **110 kg** single sized



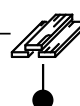
Too Soft



Soft



Just Perfect



Firm



Too Firm



PERFECT FAMILY CHOICE

A **hybrid mattress** that combines **hygiene, comfort and beautiful design**. Adry Cool Hybrid provides restorative relief and excellent support for a fulfilling sleep experience. The **7-zoned adaptive system** with multipocket springs and corrugated **High Density (HD)** foam **dynamically adapt to body pressure** points to enhance the ergonomic properties of the mattress. The **cool gel-infused memory** foam creates the **ideal sleep climate**, while providing exceptional pressure relief.

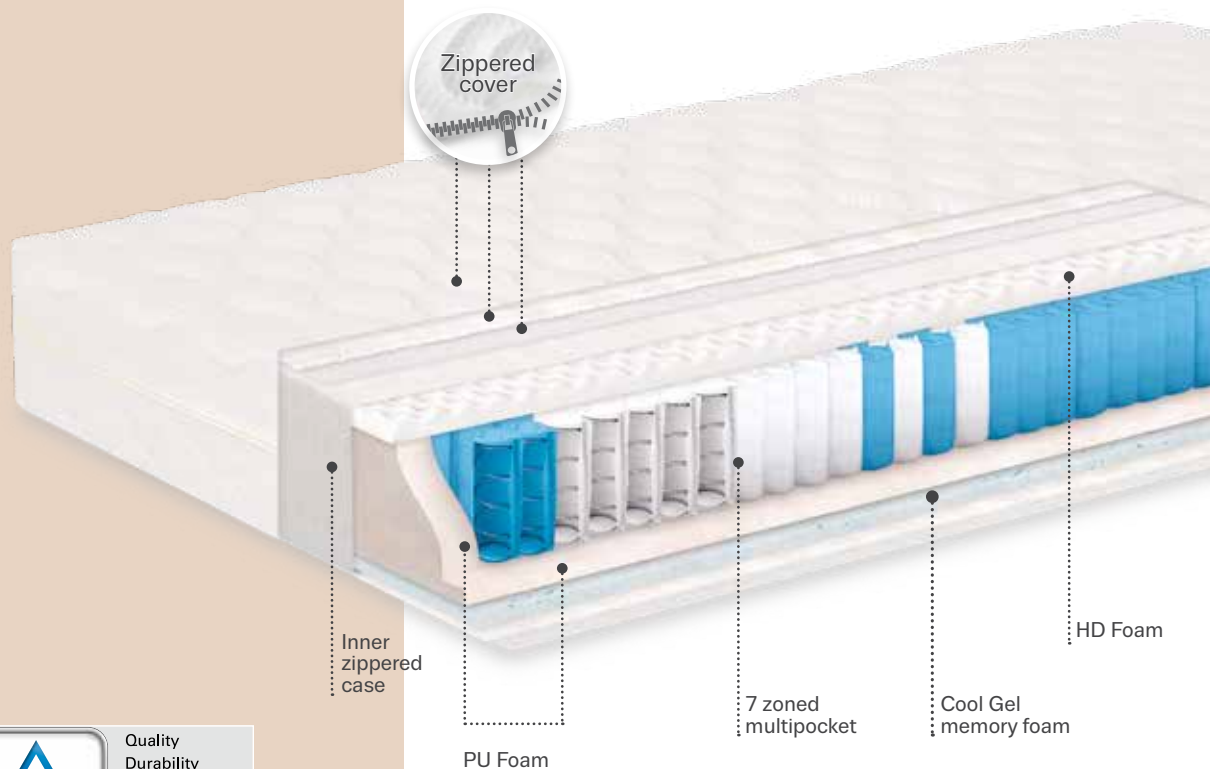
Adry Cool Hybrid has a **removable and washable cover**, for a **better hygiene**, crafted from delicate TED Balance fabric, with **antistatic treatment** for a **stress-free** sleep environment.

HYBRID MATTRESS

DYNAMIC SHOCK ABSORPTION

IDEAL SLEEP CLIMATE

Adry Cool Hybrid



Quality
Durability
Production
Controlled

www.tuv.com
ID 1111242875

Core: 7-zoned multipocket spring unit, corrugated High Density (HD) foam, Cool Gel memory foam, Body Care™ polyurethane foam.

Inner zippered case: cotton blend fabric

Zippered Cover: Viscose-blend fabric with anti-static treatment, quilting: polyester wadding.

Weight-bearing capacity
up to **120 kg** single sized



Too Soft



Soft



Just Perfect



Firm



Too Firm



EXTRA FIRM ORTHOPEDIC

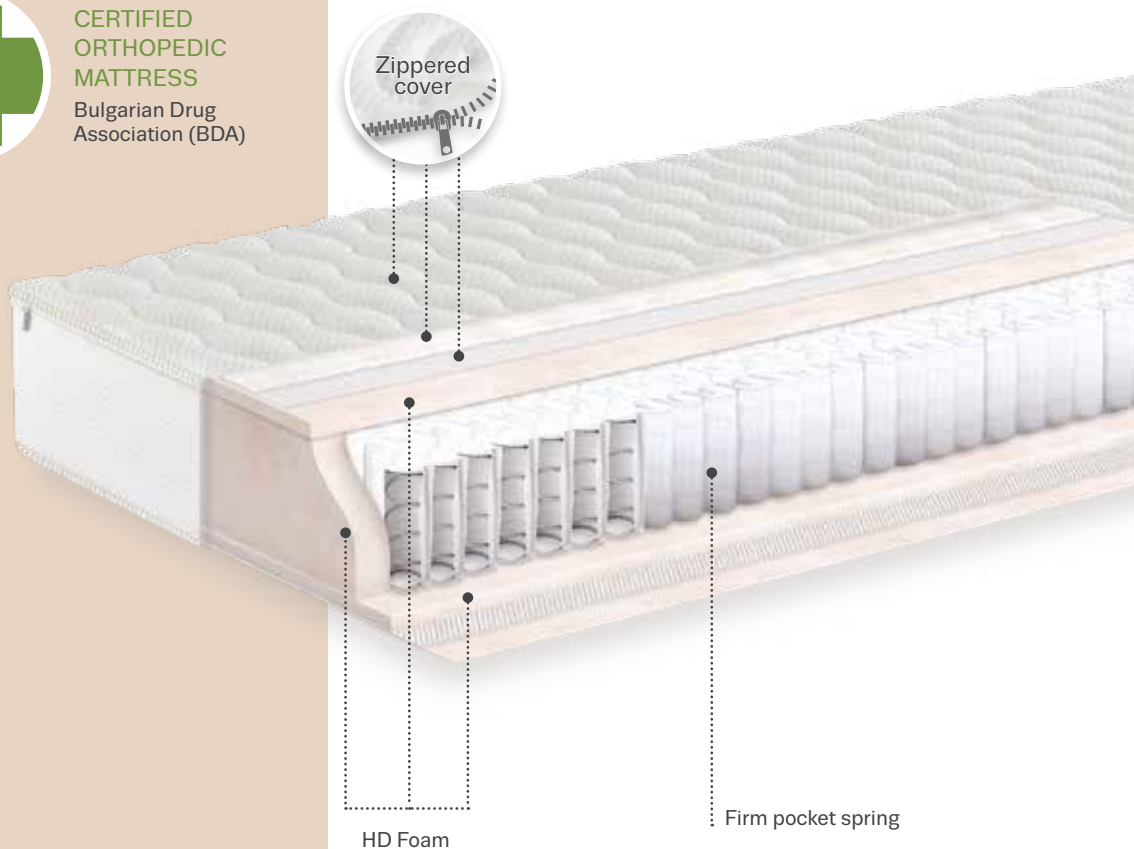
Astrea Ortho Plus is the **firmest model in the collection, best for back sleepers**. A mattress that does not deform easily, no matter how much pressure is exerted on it. Its core features **firm pocket spring** unit and **high-density Body Care™ foam** for a consistently firm feel across the sleeping surface and **additional backbone support**. To guarantee **high degree of orthopedic alignment**, without compromising on comfort, this durable and stable core is finished in a **soft viscose blend cover** and a cotton rich quilting for a well-balanced sleeping surface. To guarantee the excellent hygiene of the sleeping surface, the cover features an all-around zipper, to allow you to easily remove and machine-wash it.

IMPECCABLE HYGIENE
EXTRA FIRM
REINFORCED SUPPORT



**CERTIFIED
ORTHOPEDIC
MATTRESS**
Bulgarian Drug
Association (BDA)

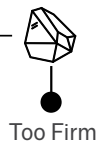
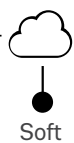
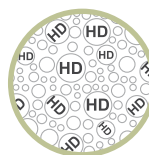
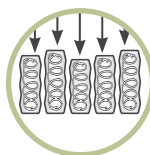
Astrea Ortho Plus



Core: firm pocket spring unit,
HD polyurethane foam

Zippered cover: Viscose-blend textile;
quilting: cotton/polyester wadding.

Weight-bearing capacity
up to **150 kg** single sized





CERTIFIED ORTHOPEDIC

Favourite Nova Orthopedic mattress has been the **most popular model** in TED's portfolio for years, namely because of its **excellent orthopedic properties** that provide **superior spinal alignment** and comfort. Thanks to these qualities the mattress is awarded a **top quality score from TUV Laboratory** in Germany, and a certification as **medical device by the BDA***. The **7-zoned adaptive system** of multipocket springs with more than **500 independent support points per sq. m.**, **memory foam quilting** and **antistatic TED Balance fabric**, make the mattress suitable for **people spending prolonged time in bed**, minimizing any adverse effects on the body. **The comfort zones** conform to the specific pressure the different body parts exert on the mattress and allow excellent air circulation, which **prevents the development of microorganisms** and ensures clean surface with **optimal temperature for the body** during sleep.

* Bulgarian Drugs Association

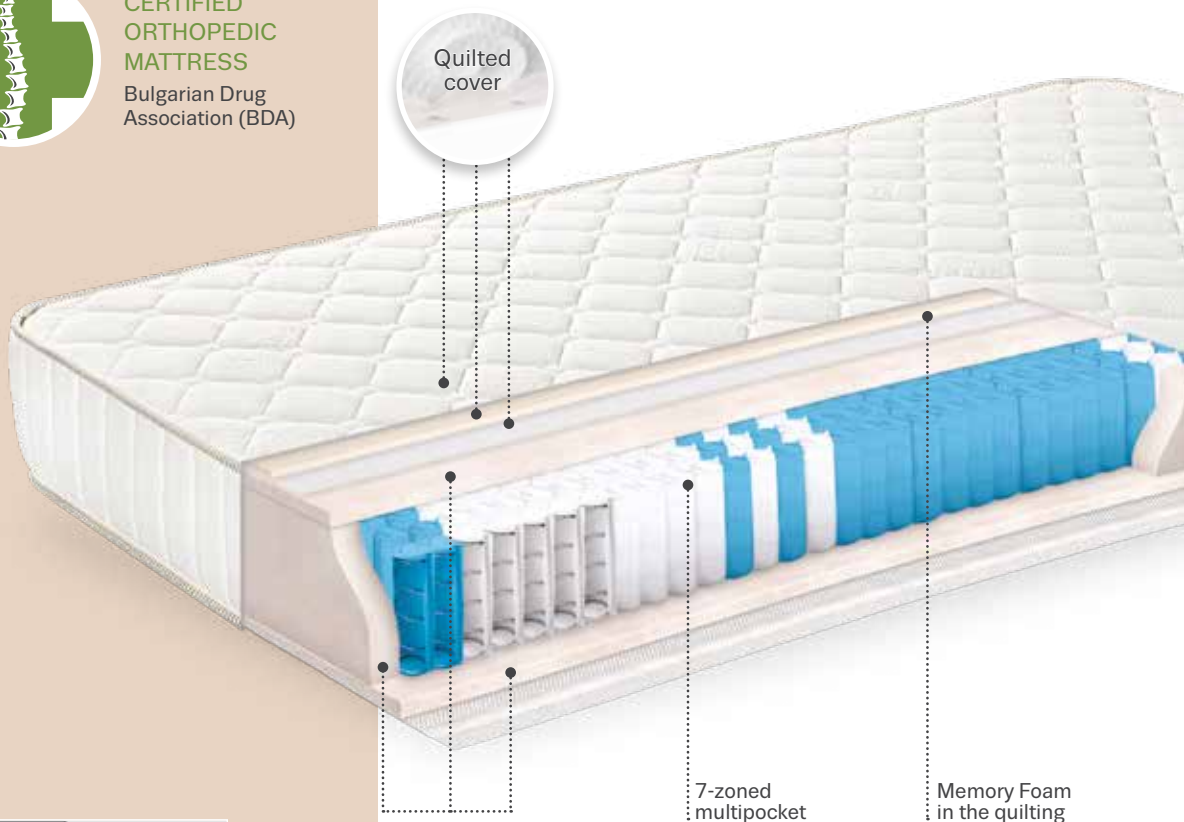
ORTHOPEDIC MATTRESS
SUPERIOR SPINAL ALIGNMENT
MEDICAL PRODUCT



CERTIFIED
ORTHOPEDIC
MATTRESS

Bulgarian Drug
Association (BDA)

Favourite Nova Orthopedic



Quality
Durability
Production
Controlled

www.tuv.com
ID 1111242875

Core: 7-zoned multipocket spring unit,
Body Care™ polyurethane foam.

Cover: Viscose-blend fabric with
antistatic treatment, quilting: 2 cm
memory foam, polyester wadding.

Weight-bearing capacity
up to **120 kg** single sized



Too Soft



Soft



Just Perfect



Firm

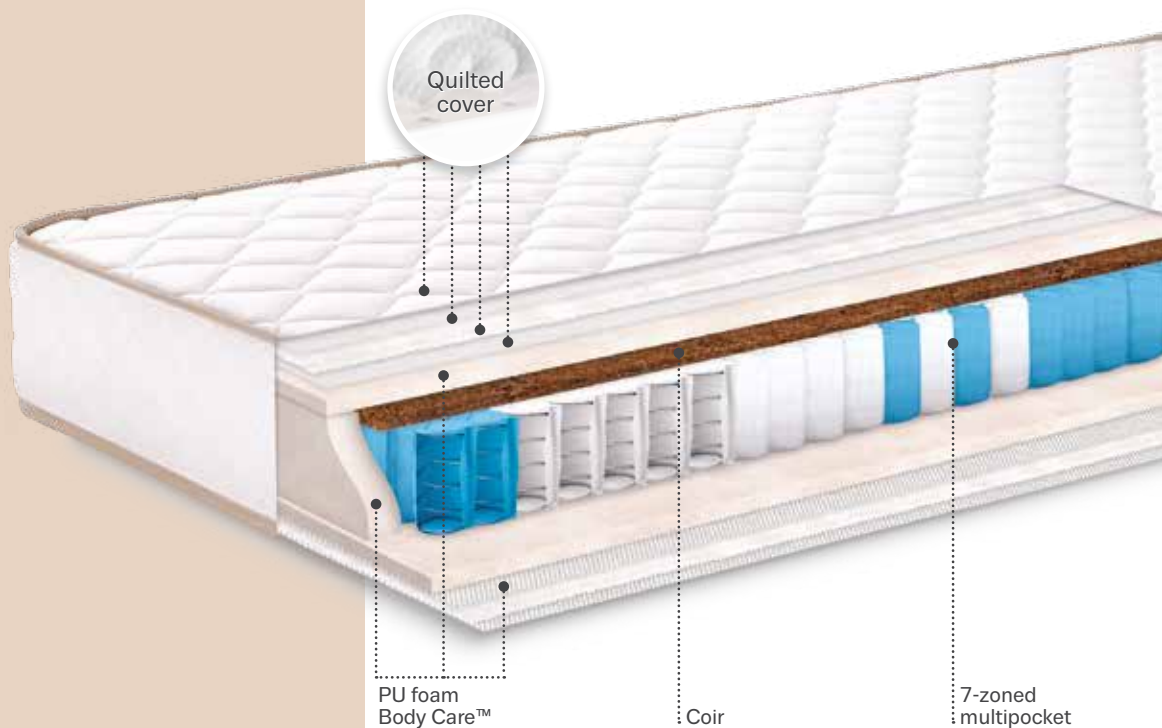


Too Firm

ADAPTIVE SYSTEM
DURABLE COMFORT
MOISTURE BALANCE

Coco Sense

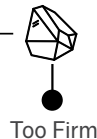
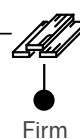
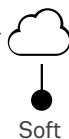

Enjoy **wholesome sleep and durable comfort** with the Coco Sense mattress. Its **7-zoned multipocket spring** unit offers an **adaptive system with maximum body support**, as each zone **reacts individually** to the weight exerted by different body parts. The **naturally insulating coir layer** improves the **air flow in the core**, while delivering the anatomically conformant features of the mattress. This **durable structure** is topped on both sides by **flexible Body Care™ polyurethane foam** for an **additional comfort and adequate cushioning**. To complement this expertly blended materials, the core is encased in a **delicate and pampering stretch fabric**, quilted with voluminous recyclable fibers.



Core: 7-zoned multipocket spring unit, coir, Body Care™ polyurethane foam

Cover: textile DuraPoint, quilting: polyurethane foam flakes, fibers.

Weight-bearing capacity
up to **120 kg** single sized



SLEEP GENESIS

ERGONOMIC COLLECTION FROM NEW GENERATION



Sleep Genesis – sleep reborn!

Sleep Genesis is a complete concept of a new generation ergonomic products, based on innovative approach, creativity and care for sleepers' comfort.

The models, constructed with high-technology foams, with improved elasticity and perfected ergonomic profiles counteract pressure by gravitational forces and completely absorb tension.

ELASTIC SUPPORT

THERMO-BALANCE

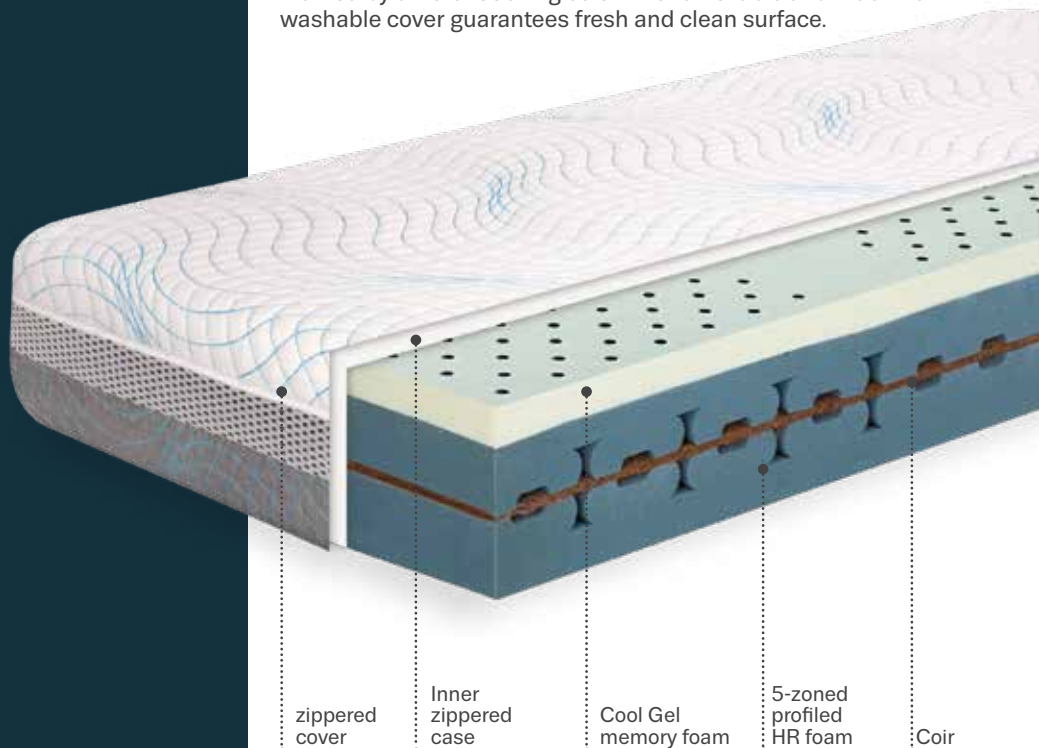
DOUBLE-SIDED COMFORT

O-Zone +

The model features refined ergonomic profiles, entirely absorbing tension and materials with improved elasticity, adaptability and durability.

With O-zone + you get excellent ventilation, thermo-balance and optimized air-flow, with low carbon footprint, for the perfect sleeping micro-climate.

The model offers choice of comfort and support, according to own preference. The two firmness levels firm and soft are marked by different ticking color. The removable and machine washable cover guarantees fresh and clean surface.



Core: 5-zoned profiled HR foam, perforated cool gel memory foam, coir layer

Inner zippered cover: cotton blend

Zippered cover: Neo Vogue textile, 3D breathable AirMesh

Weight-bearing capacity
up to **120 kg** single sized



Too Soft



Soft



Just Perfect



Firm




Too Firm

5-ZONED CONSTRUCTION
BALANCED COMFORT
DOUBLE-SIDED COMFORT

Flex Fusion

The hybrid mattress construction suggests that body balance is guaranteed. The surface layers are soft and flexible, and the reinforced mattress core provides stable and well-expressed support.

The core is formed in 5 zones, providing ergonomic comfort.



Inner
zippered
case

5-zoned profiled
Body Soft foam

Profiled
BodyCare™ foam

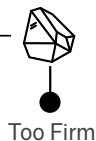
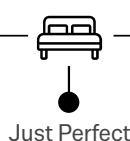
5-zoned profiled
HR foam

Core: 5-zoned profiled HR foam, profiled polyurethane BodyCare foam, 5-zoned profiled BodySoft polyurethane foam

Inner zippered cover: cotton blend

Zippered cover: Neo Vogue textile

Weight-bearing capacity
up to **110 kg** single sized



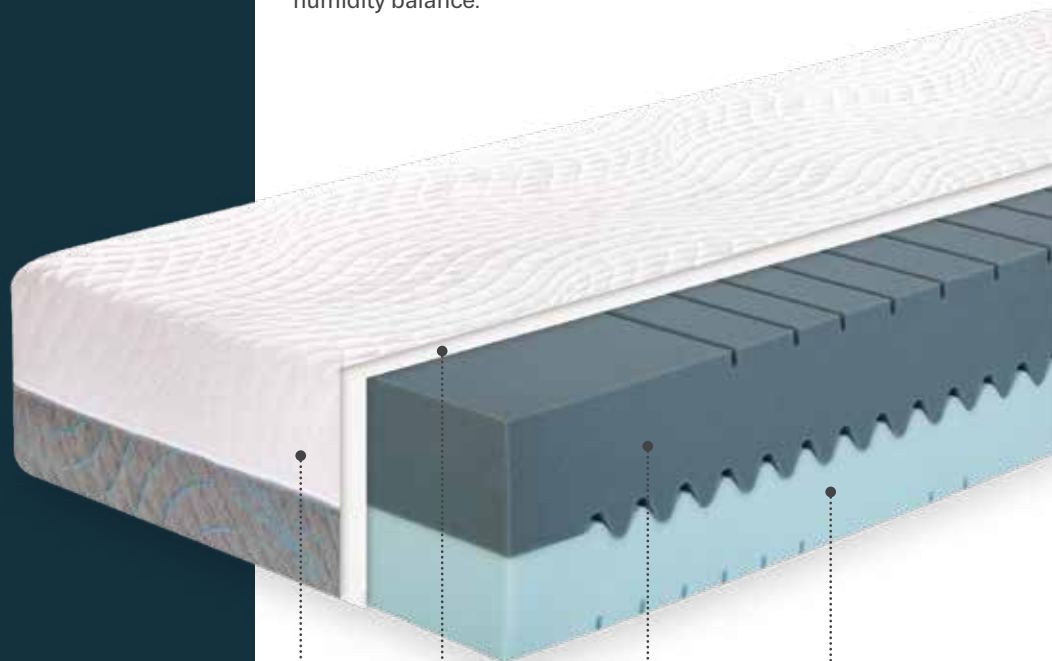
ELASTIC & ADDAPTIVE
GLUE-FREE TECHNOLOGY
DOUBLE-SIDED COMFORT

Patent for **USEFUL MODEL**

Certificate number N93550

Flex Fit

A unique combination of two mattresses in one – with an expressed softer side and a firmer side – for stable maintenance. The unique **non-adhesive glue-free technology** creates an air cushion in the core and accordingly minimises resistance pressure from the body. With excellent thermal and humidity balance.



zippered
cover

Inner
zippered
case

profiled
HR foam (1)

profiled soft
HR foam (2)

Core: two layers of profiled HR foam
with different firmnesses

Inner zippered cover: cotton blend

Zippered cover: Neo Vogue textile

Weight-bearing capacity
up to **110 kg** single sized



Too Soft



Soft



Just Perfect



Firm



Too Firm

CERTIFIED

ORTHOPEDIC SUPPORT

COMFORTABLE SURFACE



CERTIFIED
ORTHOPEDIC
MATTRESS

Bulgarian Drug
Association (BDA)


Ergo Disc

A mattress designed to provide you revitalizing sleep experience and the right anatomic support. Thanks to its special construction and materials, this model ensures that the spine is supported in its most natural position.

The most inner layer of Ergo Disc is made from a high-density foam. It acts as a regulator which absorbs the excess pressure from the body, and at the same time it allows free air flow within the mattress.

To guarantee the comfort of this mattress we used high-elastic foam with 7 comfort zones on the surface. This foam is soft, tender and very comfortable. For this reason the model is a good choice for people who prefer softer support.

The cover is made from delicate fabric with breathable board which guarantees free air flow – for always fresh and clean sleep environment. You can easily unzip the cover and machine wash it at home.

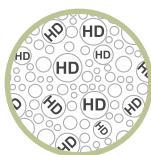


Core: 7-zoned profiled BodySoft polyurethane foam, profiled HD foam

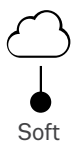
Inner Cover: non-woven textile

Zippered cover: Neo Vogue textile, 3D breathable AirMesh.

Weight-bearing capacity
up to **90 kg** single sized



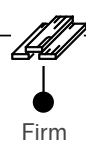
Too Soft



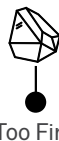
Soft



Just Perfect



Firm



Too Firm

5-ZONED PROFILE
STABLE SUPPORT
MODERN DESIGN

Body Zone

A practical model that pleasantly surprises with its interesting design and modern profiles. The multiple movable plates on the surface make the mattress extremely adaptable. With 5 comfort zones, designed to allow each body part to relax, according to its own weight. With a 3D mesh for optimal thermal and humidity control, and a removable, machine-washable cover for excellent hygiene.



zippered cover

Inner case

5-zoned profiled
PU foam
Body Anatomic

Core: 5-zoned profiled elastic foam

Inner case: non-woven textile

Outer zippered cover: Neo Vogue textile, 3D breathable AirMesh

Weight-bearing capacity
up to **80 kg** single sized



Too Soft



Soft



Just Perfect



Firm



Too Firm

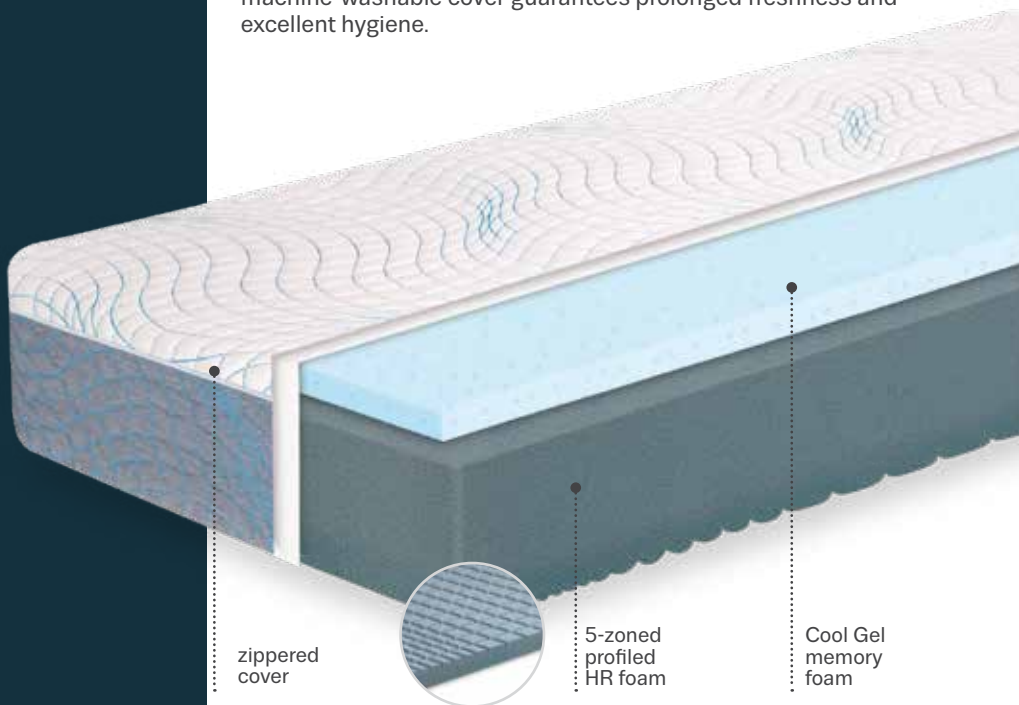
CONTOURING

TENSION RELIEVING

BALANCED SUPPORT

Neo Viv

The model is characterized by perfectly balanced support. The mattress features two high-performance layers, a firm support layer of tension relieving HR foam on one side and a soft comfort layer of contouring cool gel visco-elastic foam on the other side. The profiled surface of the HR foam base with inclined support zones, redistributes pressure by gently stretching and decompressing the spine and back for a perfect sleeping posture. The foam consists of open cells that adapt to your body heat and weight, so that the sleeping comfort is tailored to your body. The top layer on the other side made of cool gel memory foam improves support and pressure distribution. The removable and machine-washable cover guarantees prolonged freshness and excellent hygiene.

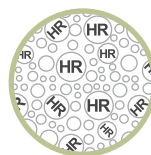


Core: 5-zoned profiled HR foam, cool gel memory foam.

Inner Cover: non-woven textile

Outer zippered cover: Neo Vogue mattress ticking.

Weight-bearing capacity
up to **110 kg** single sized



Too Soft



Soft



Just Perfect



Firm



Too Firm



TOP MATTRESSES

TOP MATTRESS

This premium topper greatly boosts comfort level, cradles the body to ensure the unique feeling of "sleeping on a cloud."

This double-sided, deluxe mattress topper has been designed to fine tune the comfort and thermal regulation of any type of mattress. The soft core, made of embracing memory foam delivers an extra-cushioning feel and enhances deep and restorative sleep.

Core: memory foam

Inner case: non-woven textile

Outer zippered cover: viscose-blend fabric, quilting: 100% polyester fibers.



Washable Matterra Visco



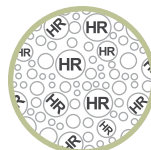
TOP MATTRESS

- Core of outlasting HR foam creates a layer of comfort on each bed or sofa.
- The extra-elastic feel delivered by the toper enhances deep and restorative sleep.
- Fully removable and washable cover made of fine air-knitted fabric, for easy care and lasting freshness.

Core: HR foam

Inner case: non-woven textile

Outer zippered case: textile DupaPoint fabric; quilting: polyester fibers, non-woven textile



TOP MATTRESS

- Flexible support which adapts easily to the body with Flexible Technology.
- The zonal contour creates a pleasant massaging effect and stimulates blood circulation.
- Significantly improves the comfort of every mattress.
- Removable and washable cover for easy care and lasting freshness.


Core: Corrugated Body Care™ polyurethane foam, with 3 zones of comfort.

Inner case: Non-woven textile.

Outer zippered case: DuraPoint fabric, quilting: polyester fibers.



Triology



BABY & KIDS MATTRESSES

Favourite Baby




Numerous support points that tenderly maintain the body. Micropocket technology, with tiny elastic springs that **respond accurately to differences of pressure**. The cover made of **fine cotton** fabric absorbs moisture and leaves the baby's skin calm and dry. The fully removable and washable cover preserves the mattress fresh and clean.

Core: Micropocket Spring Unit, polyurethane foam.

Outer zippered cover: 100% cotton, polyester wadding, internal case of cotton textiles (100%).

Inner case: 100% cotton.




Abell Baby

The **proper mix of materials** with different densities, latex, coconut and contoured foam provides **optimum "breathing" support** for the delicate physique of the child. The cover is made of **fine, 100% cotton fabric**.

Core: polyurethane foam, latex, coir.

Outer zippered cover: 100% cotton, polyester wadding, internal case of cotton textiles (100%).

Inner case: 100% cotton.




Adeona Baby

Lightweight structure of "breathable" foam that easily adapts to the body. Moderate firmness and **support for the fragile spine of the child**. Dressed with **high-quality cotton fabric**, which is delicate to the tender skin.

Core: polyurethane foam.

Cover: 100% Cotton fabric, polyester wadding, polycotton.





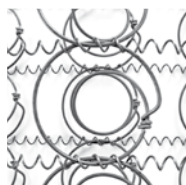
Our bed collection is largely influenced by Scandinavian style. The beds provide a unique blend of elegant design, unparalleled comfort and selected materials. Our mission is to contribute to a better quality of lifestyle, creating cosy interiors and providing high-class comfort in the most personal space at home, the bedroom. The combination of aesthetics, functionality and sustainability is a reflection of our deep conviction that everything we do makes a difference.

Technology and Materials



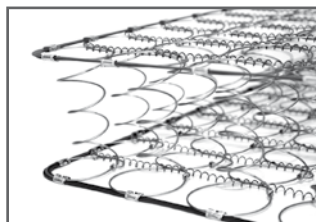
i-Springs Super Comfort

intelligent technology of individually packed springs, each in a separate pocket. They react precisely to different pressure and provide flexible but solid support of the body.



b-Springs® Orthopedic

classic technology, in which the springs are interconnected and provide a sense of stability, and their high-tech processing makes them extremely strong and durable under pressure.



Classics

The beds from TED BED collection are classic spring beds, with pocket or bonnell spring systems and different types of toppers for optimum comfort during sleep. A large part of the models follow the Scandinavian style – excellence in workmanship, high-quality materials, unsurpassed comfort and elegant streamlined design.



Mobility and adaptability

Magnificent symbiosis between eternal Scandinavian design and functionality. The TED motor beds are equipped with an electrical lifting system, by which you can select the position that meets your needs. Stability, comfort and clean lines are the focus of the collection.



Multi-layered spring system

Multiple rows of different types of spring, pocket and bonnell turn the TED beds into a cradle of comfort. Thousands of individually packed springs ensure excellent support and relaxation.



Polaris Plus EI


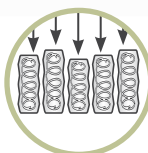
Elegant and stylish, the **Polaris Plus EI** Bed follows the best examples of the northern type of furniture. It is a perfect match for every interior space and guarantees comfort and precise distribution of the body weight. The modern lift system attached to the outer side of the bed allows you to choose different positions of the body by lifting its lower or upper part. The structure is durable and long lasting – the individually packed pocket springs in the heart of the base and the mattress feature additional thermal treatment. The TED sleeping systems ensure precision and excellent performance in every detail.



Leg options:



13 cm



≈ 58 cm
bed height
without legs

Base: H: ≈33 cm (±1 cm)

Stable base from MDF; Hard felt; Pocket spring unit; PU foam layer; PU foam boards; Wadding; Upholstery.

Option: Base with bonnell system


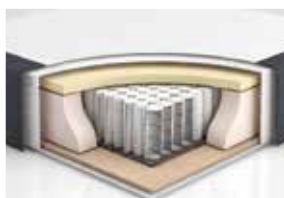
Option: Storage space

Mattress: H: ≈19 cm (±1 cm)

Pocket spring unit; PU foam layer; PU foam board; Upholstery, anti-slip fabric.

Top Mattress: H: ≈6 cm (±1 cm)

Silicone wadding; Core mattress optional (Memory foam, Latex, HR foam, PU foam); Removable cover viscose-blend fabric; Inner cover: non-woven textile





Bergen

The clean and natural look of **Bergen Bed** is selected to suit any interior, giving an individual touch to the bedroom. It is characterized by outstanding quality and functionality. More than 1500 individually packed pocket springs for a twin-size bed ensure the body is in the correct position during sleep or rest. The topper is a perfect addition for additional softness and comfort.




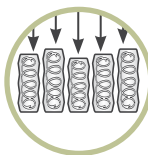
Leg options:



6/11 cm



6/11 cm


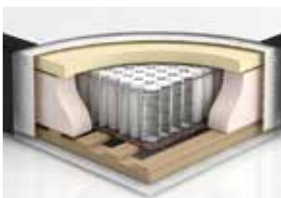


≈ 49 cm
bed height
without legs

Base: H: ≈24 cm (±1 cm)
Solid pine wood base with slats; Hard felt; Pocket spring unit reinforced with flat frame; PU foam layer; PU foam board; Wadding; High quality furniture fabric.

Mattress: H: ≈19 cm (±1 cm)
Pocket spring unit reinforced with flat frames; PU foam layers; PU foam board; Non-woven textile, High quality furniture fabric.

Top Mattress: H: ≈6 cm (±1 cm)
Silicone wadding; Core mattress optional (Memory foam, Latex, HR foam, PU foam); Removable cover from high quality fabric; Inner cover: non-woven textile





Lund

Lund Bed embodies the classic Scandinavian style – base with bonnell system and stable wooden frame and mattress with individually packed springs, which respond independently and with precision to pressure and movement, ensuring uniform support and optimal comfort.




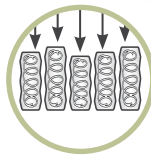
Leg options:



6/11 cm



6/11 cm




≈ 48 cm
bed height
without legs

Base: H: ≈23 cm (±1 cm)
Solid pine wood base; Hard felt;
Bonnell spring unit reinforced
with frame; PU foam layer; PU
foam board; Wadding;
upholstery fabric

Mattress: H: ≈19 cm (±1 cm)
Pocket spring unit reinforced with
flat frames; PU foam layers; PU
foam board; Non-woven textile,
Upholstery fabric.

Top Mattress: H: ≈6 cm (±1 cm)
Silicone wadding; Core mattress
optional (Memory foam, Latex,
HR foam, PU foam); Removable
cover from high quality fabric;
Inner cover: non-woven textile






Stilo

Good style and functionality!

STILO will become your sanctuary for a blissful sleep experience. A perfect, solution for urban apartments, the bed features a mechanism that allows to effortlessly lift up the mattress, revealing a spacious storage compartment underneath.

With its round edges and sleek corners, this stunning storage bed features a sturdy base with an excellently balanced mattress that oozes comfort. The mattress features a 7-zoned multipocket adaptive system, providing a consistent feel and superior support, to ensure your sleep will be at its best.

The bed is offered with a softer comfort and anatomic support, with a mattress core, engineered with the b-springs technology. (Fig. 2)



SAWANA 02



SAWANA 11



SAWANA 17



SAWANA 72



Leg options:



6/11 cm




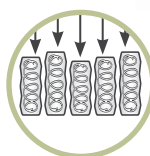
6/11 cm



13 cm



15 cm



≈ 53 cm
bed height
without legs

Base: H: ≈23 cm (±1 cm)
Chipboard base with space saver;
PES wadding;
Upholstery fabric SAWANA
in 4 colours

Mattress: H: ≈24 cm (±1 cm)
Solid pine wood frame with
wooden slats; Hard felt; Pocket
spring unit; PU foam layer; PU
foam board; Wadding;
Upholstery fabric SAWANA
in 4 colors

Top Mattress: H: ≈6 cm (±1 cm)
Silicone wadding;
Core top mattress
PU foam; Removable cover from
high quality fabric;
Inner cover: non-woven textile




Fig. 2





Venice

Venice is a new urban bed, characterized by simplicity and elegance, with a sophisticated touch. The modern design, softened by the round edges of the frame, reflects the urban trend in a chic way. It creates an airy feeling and a sense of additional space to any bedroom, turning sleep into complete relaxation. With the perfect mattress, Venice can be suitable for any sleep savvy expert.

Base: H: ≈ 13 cm (± 1 cm)
without legs and headboard

Height of bed with headboard: 110 cm
Solid pine wood frame, polyurethane foam corners, upholstery fabric, anti-slip fabric, polyester wadding

Leg options:
20 cm





Clever Decision

Clever Decision is a bed with elegant design and good functionality. The lifting mattress lamella frame not only increases the comfort of the mattress placed on it, but also provides a practical storage space below. Thanks to the special pneumatic mechanism, its lifting is easy and does not require effort. The bed is beautifully upholstered with – without hard surfaces and edges. The clean-line headboard gives a sophisticated appearance to the bed and combines easily with different bedroom interiors.

Base: H: ≈ 30 cm (± 1 cm)
without legs and headboard

Chipboard base with storage space;
PES wadding;
Upholstery

Option: Over 120 cm the bed base
can be made of two parts.





Comfort Supreme

The typically British look and exquisite upholstery with furniture fabric of your choice, the **Comfort Supreme Bed** is an excellent addition to every bedroom interior. The solid base has four drawers that provide easily accessible storage space and is suitable for all types of mattresses.

Base: H: ≈ 40 cm (± 1 cm),
without legs and headboard

Wood base; Wadding; Upholstery



Diva Base

For connoisseurs of traditional beds that are different from the Scandinavian vision, we offer the opportunity to choose the

Diva base with a mattress of choice. Since the base provides much of the bed's comfort, choosing the correct one ensures your comfort during sleep, regardless of the specific choice of mattress.

It is offered with 3 or 4 drawers.

Base: H: ≈ 44 cm (± 1 cm), without legs

Solid pine wood base; Hard felt; Bonnell spring unit; PU foam layer; PU foam board; Wadding; High quality fabric




4 drawers



3 drawers

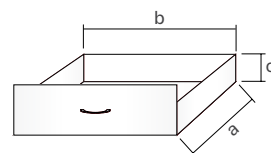
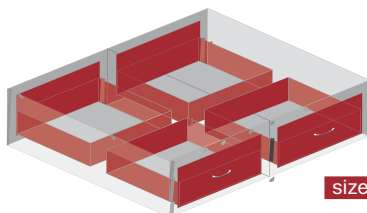
Luxury Privilege

The **Luxury Privilege** Bed features a classic look, guaranteed quality and durability of materials. The four built-in drawers provide practical and readily accessible space. The sturdy base is appropriate for each model of double-sided mattress. A wide selection of upholstery fabrics and colours.







Base: H: ≈ 28 cm (± 1 cm), without legs

Wood base; Wadding; Upholstery fabric








size (cm):	a	b	c
	60	86	13



Model:	Headboard	Height (cm)	Width (cm) indented	Thickness (cm)	Fitting:
Tom Wood *Tom Wood+		100/120	140 160/ 180 200/ 220	≈7 (app. size)	rail fit
Adula Wood *Adula Wood+		120	140 160/ 180 200/ 220	≈4 (app. size)	rail fit
Kopenhagen		100/110/120	100/ 110/ 120/ 140 160/ 180/ 200/ 220	≈10 (app. size)	rail fit
Oslo		100/110/120	90/100/ 110 120/ 140/ 160/ 180/ 200/ 220	≈10 (app. size)	rail fit
Bergen		110/120	100/ 110/ 120/ 140 160/ 180/ 200/ 220	≈10 (app. size)	rail fit
Galaxy		110/120/ 160**	100/ 110/ 120/ 140 160/ 180/ 200/ 220	≈10 (app. size)	rail fit

* Headboard with **upholstered back**: Tom Wood+ | Adula Wood+ | Karlstadt+)
 ** Headboards with height 160 cm are **only wall-mounted**.

Headboards

Model:	Headboard	Height (cm)	Width (cm) indented	Thickness (cm)	Fitting:
Fjord		110/120	90/100/ 110/ 120/ 140/ 160/ 180/ 200/ 220	≈12 (app. size)	rail fit
Flow		110/120	120/140/160 180/200/ 220	≈10/16 (app. size)	rail fit
Karlstadt *Karlstadt+		110/120/ 160**	100/ 110/ 120/ 140 160/ 180/ 200/ 220	≈12 (app. size)	rail fit
Six		110/120	140 160/ 180 200/ 220	≈12 (app. size)	rail fit
Venice		110/120	100/ 110/ 120/ 140 160/ 180/ 200/ 220	≈5 (app. size)	rail fit
Stilo		110/120	90/100/ 110/ 120/ 140/ 160/ 180/ 200/ 220	≈8 (app. size)	rail fit

* Headboard with **upholstered back**: Tom Wood+ | Adula Wood+ | Karlstadt+)

** Headboards with height 160 cm are **only wall-mounted**.

Upholstered chest



SEATTLE DREAM

Size: lenght 115/140/160/180 cm
width 40 cm; height 50 cm – without legs

Option: Feet Standard/ Metal (6 cm)



CHESTERFIELD

Size: lenght 115/140/160/180 cm
width 40 cm; height 50 cm – without legs

Option: Feet Standard/ Metal (6 cm)



CURBY

Size: lenght 115/140/160/180 cm
width 40 cm; height 50 cm – without legs

Option: Feet Standard/ Metal (6 cm)



Functional and stylish, the upholstered chest bench can be used as a finishing touch for the bedroom, combined with the bedside nightstands. Upholstered with furniture fabrics of your choice.

Upholstered nightstand

Nightstand **CLASSIC**

Size: L x W x H
40 x 40 x 50 cm – without legs

Nightstand **TOM WOOD**

Size: L x W x H
40 x 40 x 50 cm – without legs

Nightstand **FEIN**

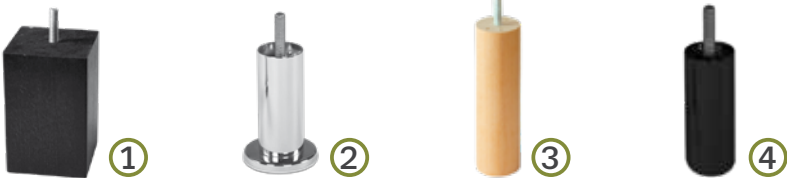
Size: L x W x H
40 x 40 x 50 cm – without legs

Nightstand **VENICE**

Size: L x W x H
40 x 40 x 50 cm – without legs



Leg Options: Standard | Metal (6 cm)



Legs

Model:	Height (cm)	Material:	Color:
1. Standard	6 or/oder 11 cm	Beech	6 cm / Natural: 10800058, Wenge: 10800725, Black: 10800061 11 cm / Natural: 10800049, Wenge: 10800048, Black: 10800052
2. Metal	6 or/oder 11 cm	Metal	Chromium (6cm): 10800366 Chromium (11cm): 10800343
3. Cylinder	15 cm	Beech	Natural: 10801712
4. Cylinder S	13 cm	Beech	Wenge: 10802418

Recommended number of legs: **6 pcs.** for a single-sized bed/base **12 pcs.** for double-sized bed/base

ACCESSORIES



PILLOW

- Ultimate comfort and dynamic support through the adaptive i-Springs™ Super Comfort Technology, with 45 integrated micropocket springs.
- The pillow optimally adapts to the individual contour of the head, neck and shoulders regardless of whether you are a back or side sleeper.
- Better air-permeability of the core, to reduce unnecessary sweating during sleep;
- The outer case made from delicate cotton fabric is removable guaranteeing excellent hygiene.

Core: micropocket spring unit, siliconized polyester wadding; **Inner cover:** microfiber fabric 100% PES, polyester fibers; **Zippered case:** 100% cotton textile, polyester wadding.

Size: 65x45x15 cm (±1 cm)

The pillow is tested and certified by the Bulgarian Drug Agency as a product with proven orthopedic properties. The results suggest that the pillow improves the quality of sleep.

Favourite Nova Orthopedic



PILLOW

- Designed for kids, back and stomach sleepers.
- Core made of gentle memory foam that will cradle your neck and provide with the needed support.
- The thin profile reduces the muscle strain that causes you to wake with aches and pains.
- Cover made of 100% cotton naturally wicks away moisture while you sleep which prevents overheating.
- Removable and machine washable cover guarantees excellent hygiene.

Core: Memory foam

Inner cover: 100% cotton jersey

Outer zippered cover: 100% cotton

Size: 60x40x8 cm (±1 cm)

Memory Slim



PILLOW

Double-sided pillow with adaptive design, outstanding comfort and weightless support.

- 3D profiling with micro-massaging effect.
- Conforming memory foam provides constant cradling and weightless support of the head, neck and shoulders.
- AirMesh side panel maximizes air flow through the core, shifting away excess heat.
- Moisture wicking, viscose-blend surface fabric.
- Removable, machine washable cover.

Core: 3D profiled memory foam

Inner cover: Cotton blend

Zippered cover: viscose-blend fabric, soft 3D AirMesh

Size: 60x40x12 cm (± 1 cm)

Memo Adapt



PILLOW

Pillow with memory foam and cooling gel layer

- Refreshes and relaxes the body.
- The special breathable fabric absorbs moisture, prevents sweating and leaves the skin dry and in comfort.

Core: memory foam, Cool Gel

Inner cover: 100% cotton jersey

Zippered case: 60% PES, 40% VIS

Size: 60x40x12 cm (± 1 cm)

Adry Cool



PILLOW

A classical pillow with soft fibers, which provides comfortable support and retains its volume through time and usage. Cotton pillow easily adapts to your neck and head, providing embracing support. Finished with high quality 100% cotton fabric, which is very delicate and gentle to the skin.

- Rich filling providing balanced support.
- Relaxes the muscles by eliminating pressure points.

Filling: polyester fibers

Cover: 100% cotton

Size: 50x70 cm

Cotton



PILLOW

The special anatomic design of Nova Anatomic Pillow provides perfect support and allows the muscles to relax completely. The filling of fresh fibers and the soft cotton fabric are extremely comfortable and prevent the build-up of bacteria, thus ensuring clean and fresh sleep environment.

- Anatomic position for the head and neck.
- Rich filling provides optimal support.

Filling: polyester fibers

Cover: 100% cotton

Size: 50x70 cm

Nova Anatomic



WATERPROOF PROTECTORS



Safe&Clean 30^{*}/40^{**}

- Highly-absorbent cotton terry fibers.
- Waterproof, absorbent protective cover.
- Easy to care – Machine washable.

* For mattresses with height up to 30 cm

** For mattresses with height up to 40 cm



Antibacterial

- Waterproof, antibacterial fitted protector, treated with silver ions.
- Helps to keep your bed fresh - suppresses dust mites, allergens, fungi and odors.
- Super easy fit - 360 degree elastic board.
- Easy to care – Machine washable.



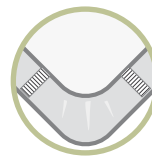
AloeVera

- Aloe vera finish with natural skin soothing properties for additional softness.
- Waterproof, absorbent protective cover.
- Super easy fit - 360 degree elastic board.
- Easy to care – Machine washable.



Classic

- Highly-absorbent cotton terry fibers.
- Waterproof, absorbent protective cover.
- Easy to care – Machine washable.
- Easy fit with 4 elastic anchor bands.



Mattress Care

A perfect mattress is one that will provide consistent support over the years. In order to keep a mattress in its best condition it should be taken good care of.

- Once your mattress is delivered, start by removing all packaging and let it breathe so that any storage smell disappears. Ideally a mattress should be aired weekly by removing bed linen.
- The mattress should be rotated and flipped on a regular basis, to prevent formation of dips that may create an uneven sleeping surface.
- Having a mattress protector will also help keep the mattress clean, prolonging its life.
- Perspiration, dust, organic stains all spoil the looks and hygiene of a mattress over time and lead to unpleasant odors and the development of bacteria.
- TED-BED mattress hygiene care products help maintain a clean, odor and dust mite free surface and core, without affecting mattress properties.

TED-BED EAD will not be held responsible for any typographical errors. Please note, that the images are illustrative and it is possible that there might be a variance between the real colors and textures, and those shown in the catalog. The producer keeps its right to make changes in design, construction and product prices at the time of delivery.

Factory TED-BED EAD:

Golyamokonarsko Shose
4027 Plovdiv, Bulgaria

International Sales

Department:

sales@ted.bg



ted-bed.com

Catalogue EN 2022/1